

# Time cards

Set the Clock to: 8:30



Set the Clock to: 8:40



Set the Clock to: 7:15



Set the Clock to: 6:35



Set the Clock to: 12:15

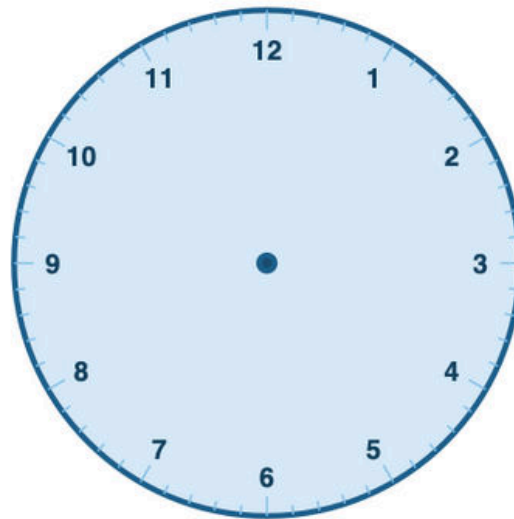


Set the Clock to: 10:45



# Clock Template

## Make-Your-Own Clock Template



### Steps to Use Your Clock:


1. Print and cut out the clock hands at the bottom of the page.
2. Use a brass fastener or paper pin to attach the hands to the center of the clock.
3. Move the hands freely to practice setting different times.
4. Laminate the clock for durability or use card stock for a sturdy version.
5. Optional: Color the clock face to personalize it!

### Cut Out the Clock Hands Below:

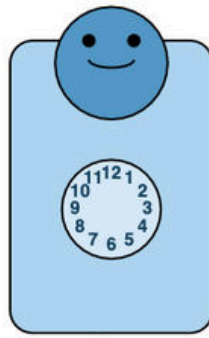
 Hour Hand

 Minute Hand


# Time-Telling Puppets



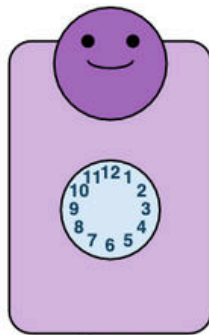
Sunny




Skye



Goldie



Poppy



Leafy

**Movable Arms (Clock Hands) for All Puppets:**



Hour Hand



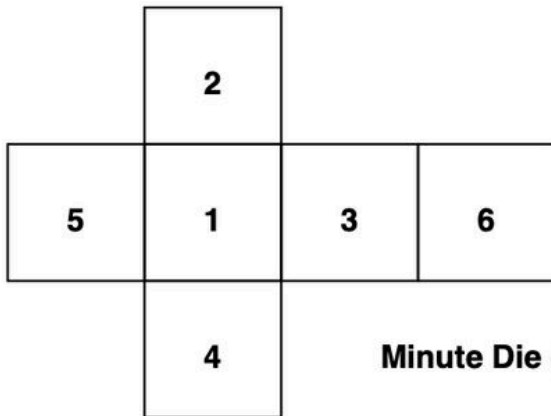
Minute Hand

# Rolling Dice

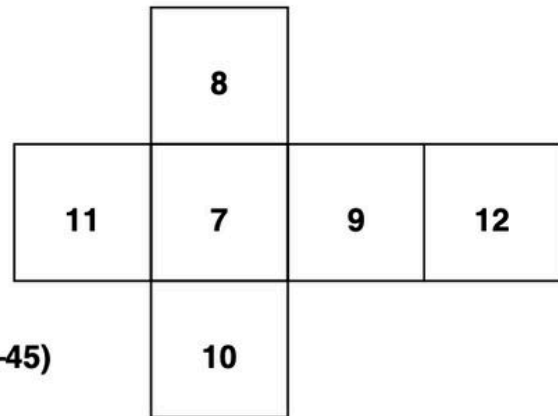
## How to Play:

1. Cut and fold the dice nets below to make 3D cubes.
2. Roll one hour die (1–12) and the minute die (00, 15, 30, 45).
3. Set the time on a practice clock or draw it.
4. Great for random time-telling practice!

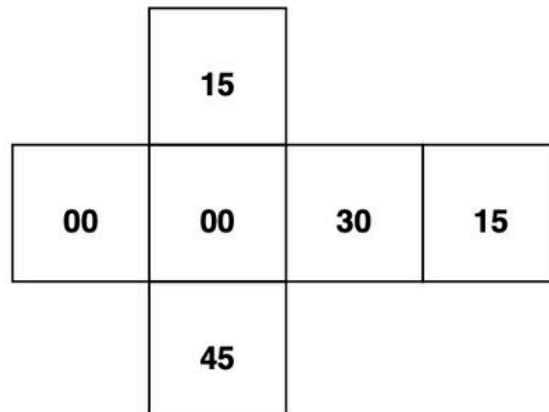
**Hour Die (1–6)**



**Hour Die (7–12)**



**Minute Die (00–45)**



# Clock Puzzle Assembly

